




CUTLAM® micro 3.0



The CUTLAM® Micro 3.0 is designed for laboratories looking for an automatic machine adapted to high precision, long and difficult cuts.

This benchtop designed cutting machine offers astonishing capacities. Thanks to the multiple motion table, the cutting wheel, and the feed speed control system according to the cutting torque, this machine will overcome any difficult task.

Large capacity compact cutting machine

It is fitted with a large: 320 x 540 mm chamber, and equipped with a grooved aluminium table, sized 210 x 210 mm, and stainless steel interchangeable pallets.

The large capacity of the CUTLAM® micro 3.0 relies on the use of 200 mm cut-off wheel, combined with a vertical movement range of 100 mm (Z axis) and a longitudinal range of 270 mm (Y axis).

Precision

The positioning of the axes, which can be seen on the screen is 0,01 mm accurate and feed speed while cutting can be set from 0,1 to 20 mm/sec or 0,1 to 10 mm/sec.

The use of the "smart motion" (read the following page about this device) will automatically reduce the moving of the axes in order to obtain a minimum value of 0,02 mm/sec.

User-friendly interface

A large touch-screen allows you to select the different functions using an easy to use, intuitive interface. All the positioning and cutting parameters can continuously be visible on the screen. The use of a joystick allows a fast positioning of the cut-off wheel; while in automatic and semi-automatic modes, an estimation of the remaining cutting time appears.

Three cutting modes are available: manual, semi-automatic and automatic.



CUTLAM® micro 3.0

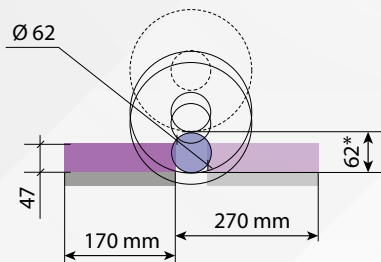
High-precision automatic 2 axes* cutting machine

*optional 3rd (X)



300 programs can be stored in the built-in memory, including: start position, feed speed, rotational speed, cutting mode.

Theoretical cutting capacity - Ø 200 mm *space under wheel



CUTTING MACHINES

Efficiency: 5 key points for higher productivity

1. Powerful motor of 1,1 kW.
2. Sequential cutting mode for a maximum cooling.
3. Ingenious feed speed control:
 - The feed speed is pre-set, and will be automatically reduced if the load on the cutting wheel increases. The pre-set speed returns when the load on the wheel decreases.
 - It improves the quality of the cut by limiting the heat damages on the samples.
 - Suitable for irregular samples and/or materials with heterogeneous hardness.
 - It prevents the wheel from breaking in case of overload.
 - It allows you to always work at maximum speed without any risk of damage.
4. Optional cross-feed table (X axis) manual or motorised for repetitive parallel cuts.
5. Independent lubrication/cooling system, composed of a 100 µ washable filter, and a 30 litres sedimentation tank with multi-point nozzle, insures excellent cooling of the sample and the cutting wheel even during intensive use.

Options

Manual cross-feed table (X axis) to cut parallel sections stroke 55 mm accurate to 0,01 mm	60 CTM31 00
Motorised cross feed table (X axis) to cut parallel sections stroke 50 mm, accurate to 0,01 mm	60 CTM34 00
Positioning laser	60 CTM35 00

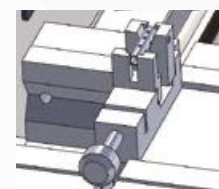
Technical Data	CUTLAM®micro 3.0
Wheel Ø	75 to 200 mm
Shaft Ø	12,7 mm
Standard flanges Ø	75 mm
Passage under the wheel	62 mm (with a Ø 200 mm wheel)
Max cutting capacity	Ø 62 mm (with a Ø 200 mm wheel)
Vertical movement	Z axis 100 mm automatic
Longitudinal movement	Y axis 270 mm automatic
Transversal movement	X axis 55 mm manual or 50 mm motorised (optional)
Cooling/ Lubrication	Decantation tank, 2 chambers, Input 100 µm filter, Pump 800 L/hour driven by the machine.
Motor power	1,1 kW
Rotational speed	Variable, from 1000 to 4000 rpm.
Cutting modes	Manual, semi-automatic, automatic
Feed speed control	0,1 to 20 mm/sec. programmable Automatic control of speed / power continuous or sequential
Lightening	LED
Protection	Transparent cover with locking system
Voltage	230 V - 50 Hz simple phase
Dim. W x H x D	620 x 470 x 750 mm (H cover open 812 mm)
Weight	80 kg
Reference	60 CTM30 00

**Tool for axial cutting of Ø 4 mm parts.**

This device, used in conjunction with quick release clamps, enables manual positioning following the X axis, ensuring cutting precision and repeatability.

NEW

60 CTM03 93



60 CTM35 00



60 CTM31 00



60 CTM34 00



60 CTM01 10/20/30



60 CT200 40



60 CTM36 00



60 CTM32 00



60 CTM33 00



60 M0100 00

Accessories

Set of flanges Ø 35 mm for cut-off wheels Ø 75 to 100 mm	60 CTM01 10
Set of flanges Ø 50 mm for cut-off wheels Ø 125 to 150 mm	60 CTM01 20
Set of flanges Ø 75 mm for cut-off wheels until Ø 230 mm	60 CTM01 30
Independent double vice (right and left) screw tightening	60 CT200 40
Right vice with fast tightening, small model	60 CTM32 00
Left vice with fast tightening, small model	60 CTM33 00
Buckle fastener Kopal 54	60 CTM36 00
Cabinet: 1 drawer, 1 storage in the door + integration of the recirculation tank	60 M0100 00